

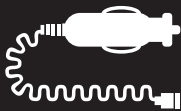
BE PREPARED FOR AN EMERGENCY:

Family Communication Plan



GOAL: Have the ability to stay in touch with family members during a disaster.

CHOOSE ONE OF THESE THINGS TO DO TO BE READY FOR AN EMERGENCY



Have a car charger for your cell phone.



Plan how your family will stay in touch during an emergency.

ICE

Program an “In Case of Emergency” number into all your cell phones.

do 1 thing


DO1THING.COM

THE MISSION OF DO 1 THING IS TO MOVE INDIVIDUALS, FAMILIES, BUSINESSES AND COMMUNITIES TO PREPARE FOR ALL HAZARDS AND BECOME DISASTER RESILIENT



Have a car charger for your cell phone.


1 KEEP A PHONE CHARGER IN YOUR VEHICLE



CAR CHARGER

CHARGE YOUR PHONE IN YOUR CAR IF YOUR HOME POWER GOES OUT.

2 KNOW HOW TO TEXT



TEXT MESSAGE

IN AN EMERGENCY, A TEXT MAY GO THROUGH WHEN A CALL DOESN'T.
MAKE SURE YOUR FAMILY KNOWS HOW TO TEXT.



Plan how your family will stay in touch during an emergency.

1 MAKE A COMMUNICATION PLAN

MAKE A PLAN

HAVE AN EMERGENCY COMMUNICATION PLAN IN PLACE.
MAKE A LIST OF PHONE NUMBERS FOR FAMILY, INCLUDING WORK AND SCHOOL NUMBERS.

2 HAVE A LONG DISTANCE CONTACT

LOCAL CALLS

LOCAL LINES MIGHT BE BUSY DURING AN EMERGENCY. A LOT OF PEOPLE WILL BE TRYING TO CALL FRIENDS AND FAMILY. LONG DISTANCE CALLS MIGHT STILL GO THROUGH.



LONG DISTANCE CALLS

MAKE SURE EVERYONE IN YOUR FAMILY HAS THE PHONE NUMBER FOR A FRIEND OR RELATIVE OUTSIDE THE AREA. YOU CAN ALL CALL THAT PERSON TO LEAVE MESSAGES FOR EACH OTHER.



Program an "In Case of Emergency" number into all your cell phones.



1 ADD AN EMERGENCY CONTACT TO YOUR ADDRESS BOOK



ICE CONTACT

PICK SOMEONE TO BE YOUR EMERGENCY CONTACT. PUT THEIR PHONE NUMBER IN YOUR PHONE TWICE, ONCE WITH THEIR NAME AND ONCE WITH THE NAME "ICE". THAT MEANS "IN CASE OF EMERGENCY."

2 FIRST RESPONDERS WILL CALL ICE



CELL PHONE

THAT WAY, EMERGENCY WORKERS WILL KNOW WHO TO CALL IF YOU ARE HURT.